

“Stay Connected” with



HEYware Products

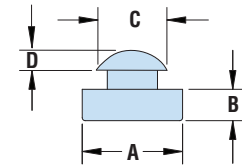
a PennEngineering® Company



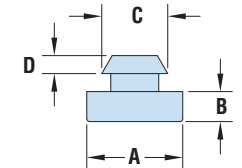
Heyco® Rubber Push-In Bumpers

PANEL DIMENSIONS				PART NO.	DESCRIPTION	MATERIAL	PART DIMENSIONS							
Mounting Hole Dia. in. mm.	Maximum Thickness in. mm.	Text					A Base Diameter in. mm.		B Base Height in. mm.		C Insert Diameter in. mm.		D Insert Height in. mm.	
		Type F1												
.156	4,0	.031	0,8	G2004	RGB 156-375-3	SBR	.38	9,7	.09	2,3	.22	5,6	.11	2,8
.250	6,4	.062	1,6	G2024	RGB 250-500-5	SBR	.50	12,7	.14	3,6	.31	7,9	.13	3,3
			1,6	G2025	RGB 250-500-8	SBR	.50	12,7	.25	6,4				
.281	7,1	.125	3,2	G2027	RGB 250-562-4	SBR	.56	14,2	.13	3,3	.34	8,6	.16	4,1
			2,0	G2031	RGB 281-562-4	SBR	.56	14,2	.13	3,3	.38	9,7		
.500	12,7	.188	4,8	G2032	RGB 281-625-11	SBR	.63	16,0	.34	8,6	.44	11,2	.17	4,3
			4,8	G2044	RGB 500-1000-10	SBR	1.00	25,4	.31	7,9	.69	17,5	.19	4,8
Type F2														
.187	4,7	.062	1,6	G2012	RGB 187-375-4	SBR	.38	9,7	.13	3,3	.25	6,4	.13	3,3
.188	4,8	.062	1,6	G2013	RGB 188-500-3	Nitrile	.50	12,7	.09	2,3	.25	6,4	.19	4,8
			1,3	G2021	RGB 250-562-12	SBR	.56	14,2	.38	9,7	.34	8,6	.27	6,9
.250	6,4	.062	1,6	G2022	RGB 250-375-4	SBR	.38	9,7	.13	3,3	.31	7,9	.06	1,5
			1,6	G2023	RGB 250-375-4R*									
.281	7,1	.125	3,2	G2026	RGB 250-406-7	Nitrile	.41	10,4	.22	5,6	.34	8,6	.16	4,1
			2,0	G2029	RGB 281-500-2	Nitrile	.50	12,7	.06	1,5	.38	9,7		
.312	7,9	.078	2,0	G2030	RGB 281-500-4	SBR	.50	12,7	.13	3,3	.50	12,7	.06	1,5
			2,0	G2036	RGB 312-875-4	SBR	.88	22,4	.13	3,3				
Type F3														
.156	4,0	.109	2,8	G2007	RGB 156-500-2	SBR	.50	12,7	.06	1,5	.25	6,4	.08	2,0
.188	4,8	.047	1,2	G2010	RGB 188-312-4	SBR	.31	7,9	.13	3,3	.25	6,4	.09	2,3
.187	4,7	.050	1,3	G2011	RGB 187-375-8	SBR	.38	9,7	.25	6,4	.25	6,4	.30	7,6
.188	4,8	.078	2,0	G2014	RGB 188-338-6**	SBR	.34	8,6	.17	4,3				
.250	6,4	.047	1,2	G2019	RGB 250-437-6	SBR	.44	11,2	.19	4,8	.31	7,9	.13	3,3
.312	7,9	.094	2,4	G2037	RGB 312-625-8	SBR	.63	16,0	.25	6,4	.38	9,7	.14	3,6
Special Bumpers														
.148	3,8	.125	3,3	G2003	RGB 148-310-1	SIR	.31	7,9	.06	1,5	.17	4,3	.12	3,0
.180	4,6	.062	1,6	G2005	RGB 180-310-3	TPE	.31	7,9	.09	2,3	.24	6,1		
.238	6,0	.075	1,9	G2015	RGB 238-620-6**	TPE	.53	13,4	.18	4,6	.29	7,4	.34	8,6
.281	7,1	.051	1,3	G2028	RGB 281-620-6**	TPE	.62	15,7	.20	5,1	.34	8,6	.16	4,1
.378	9,6	.063	1,6	G2038	RGB 378-500-15**	TPE	.50	12,7	.48	12,2	.50	12,7	.14	3,6

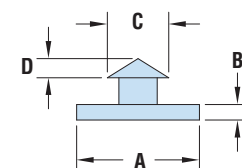
- Rubber bumpers are designed for through hole installation.
- Designed to fit snugly into your opening and not let air, water, etc. pass through.
- Can also be used as feet.
- For Heyco Adhesive-Backed Bumpers see page 7-91.
- Part Description Key: RGB X-Y-Z where X = Mounting Hole Diameter (inches), Y = Base Diameter (inches), and Z/32 = Base Height (inches).



Type F1

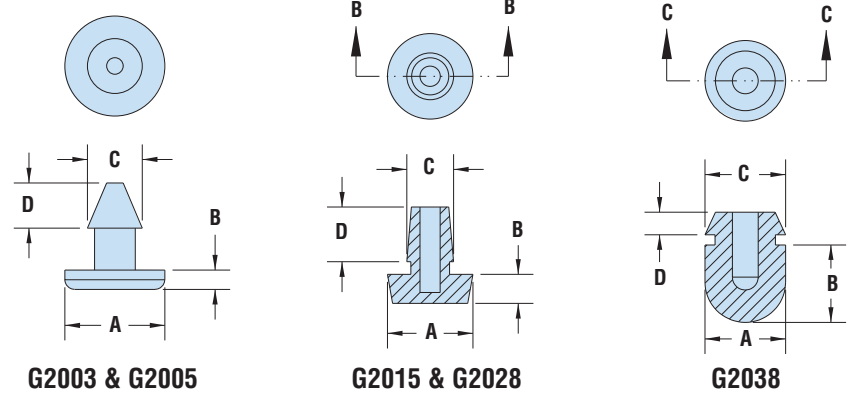


Type F2



Type F3

Standard color black. *Part number G2023 has a round insertion head. **Part has a hollow core.



Material	SBR or Nitrile	TPE	SIR
Temperature Range	-40°F (-40°C) to 221°F (105°C)	-40°F (-40°C) to 176°F (80°C)	-76°F (-60°C) to 392°F (200°C)